



Hybrid & Telework Dashboard – Public Health Agency of Canada

HWAs: received up to November 25th and processed by LR
TWAs: received up to November 11th and processed by LR

Agency Totals – Hybrid Work Agreements (since June 17, 2022)

3060

Total HWAs
received

2918

HWAs
within parameters

113

HWAs below parameters -
DG approved

21

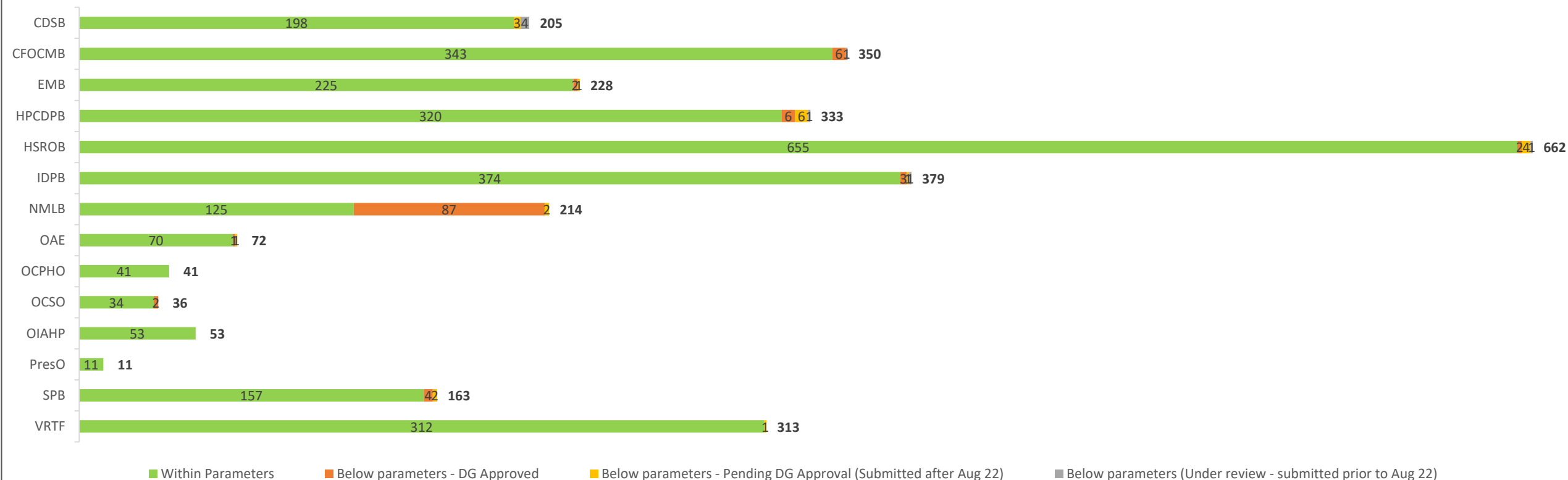
HWAs below parameters -
Pending DG approval
(Submitted after Aug 22)

8

HWAs below parameters -
Under DG Review
(Submitted prior to Aug 22)

HWAs

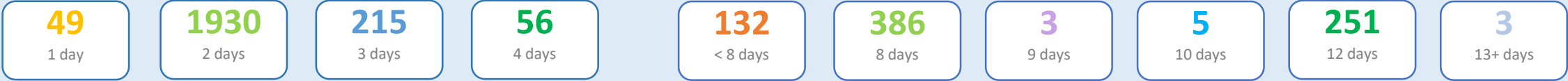
(Since June 17, 2022 - Start of HWAs)



Agency Totals – HWA Days On-site (within parameters (40% or greater) or DG approved)

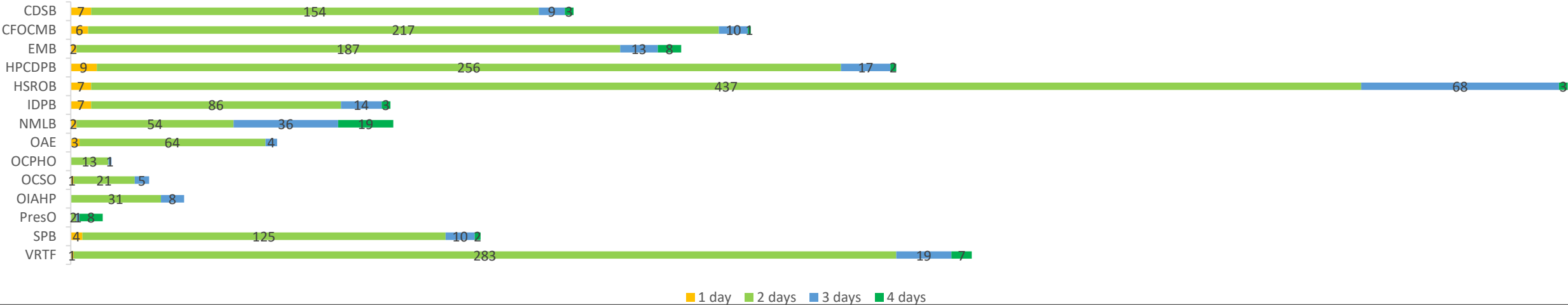
Weekly

Monthly



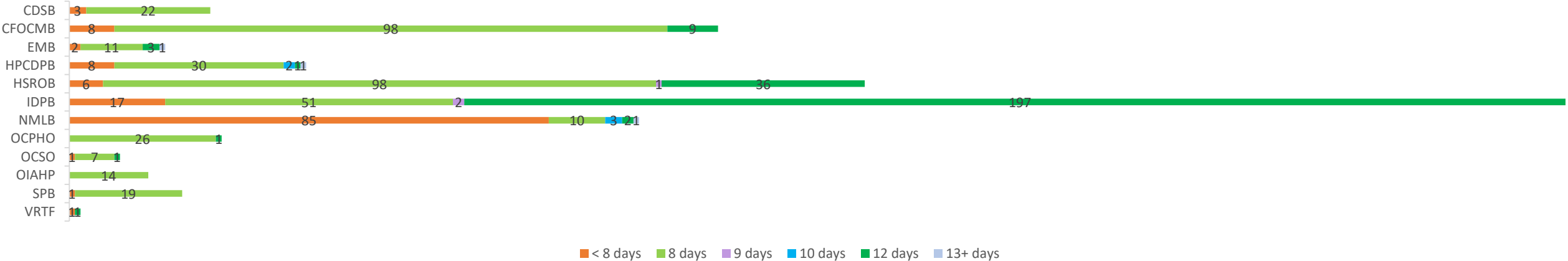
Days On-Site - Weekly

(HWAs within parameters (40% or greater) or DG approved)



Days On-Site - Monthly

(HWAs within parameters (40% or greater) or DG approved)





Agency Totals – Telework Agreements (received up to November 11th and processed by LR)

6

TWAs est.
prior to March 2020

293

TWAs – DG Approved

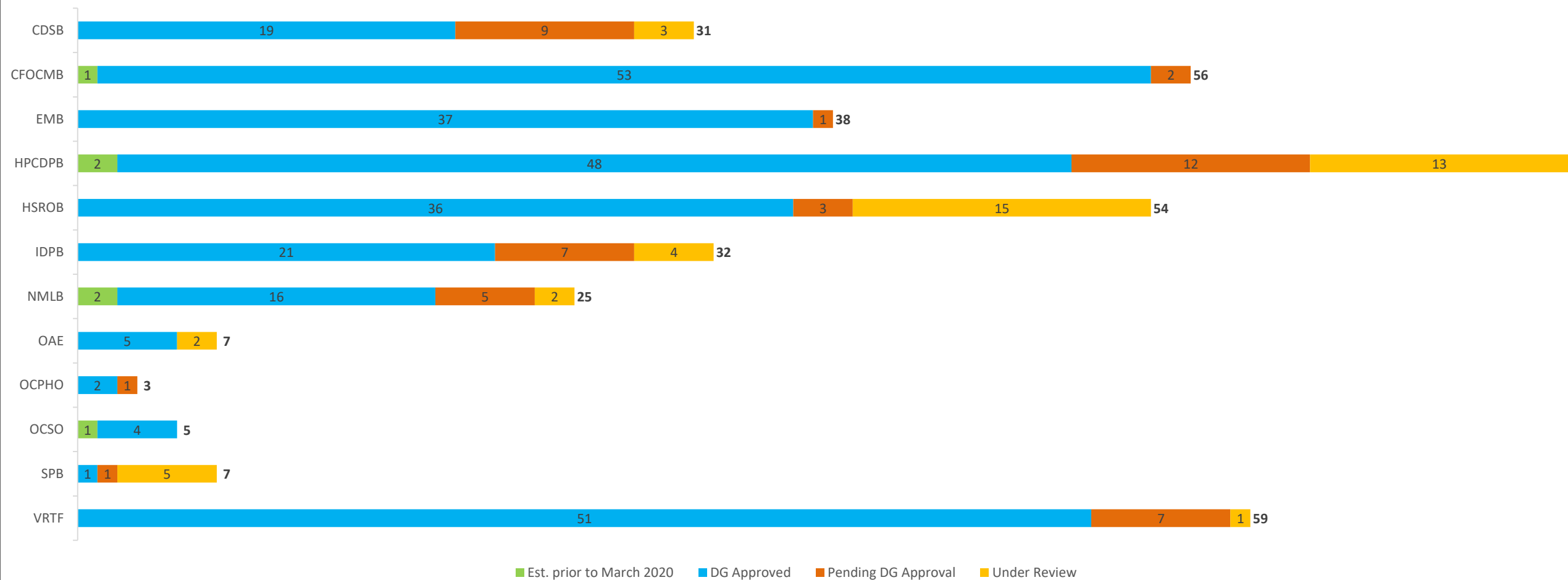
48

TWAs – Pending DG Approval
(Submitted after August 22, 2022)

45

TWAs – Under Review
(Submitted between Mar 2020 and Aug 22, 2022)

Telework Agreements



Agency Percentages – Employee status

59.7%

Employees with HWAs

(Since June 17 – Start of HWAs)

6.8%

Employees with TWAs

(Est. prior to March 2020, DG approved, or submitted since Aug 22 & pending approval)

22.2%

On-site full-time

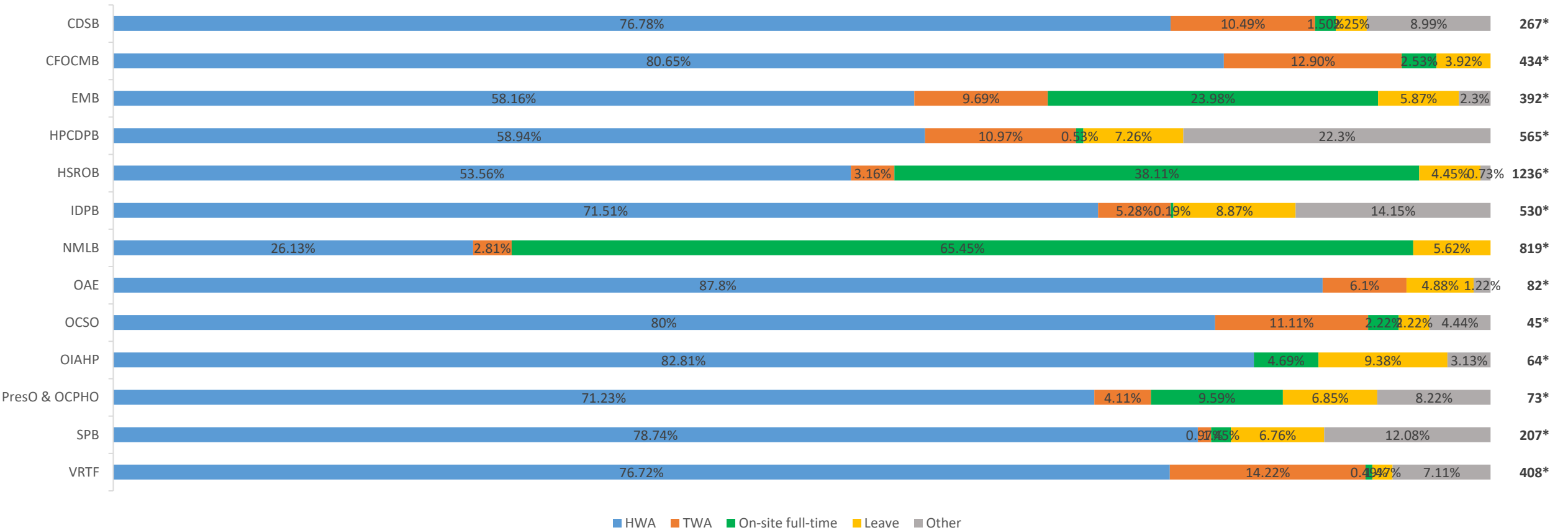
5.3%

Employees on Leave

6%

Other**

Breakdown of Branch Population by Status



* Total population represents indeterminate, term, employees seconded in, casuals and students.
** "Other" represents employees that are not on-site full-time but have yet to submit an agreement.
Note: In a small number of cases, employees on leave have proactively submitted a HWA or TWA and therefore may be accounted for twice (under Leave and under HWA or TWA).